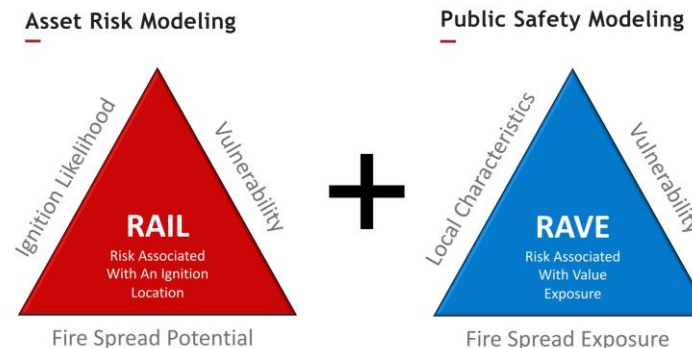


# WRRM Risk Score Calculation

Example Calculation: Segment FID 83334

Wind-Driven Score:



$$windscore = (0.3 * 0.77098) + (0.25 * 0.10056) + (0.25 * 0.06164) + (0.10 * 0.4) + (0.05 * 0.05994) + (0.05 * 0.06347) = 0.318$$



Risk Associated with Ignition Location (RAIL) Component

Risk Associated with Value Exposure (RAVE) Component

(Variable 1 \* Weight; %) + (Variable 2 \* Weight; %)..

+

(Variable 1 \* Weight; %) + (Variable 2 \* Weight; %)..

\* Note: Values are scaled between 0 and 1.

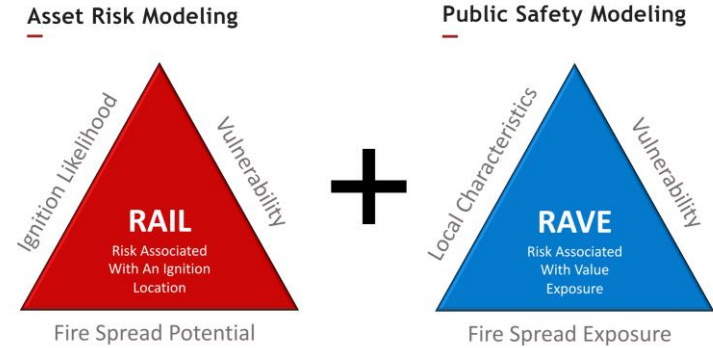


# Terrain-Driven

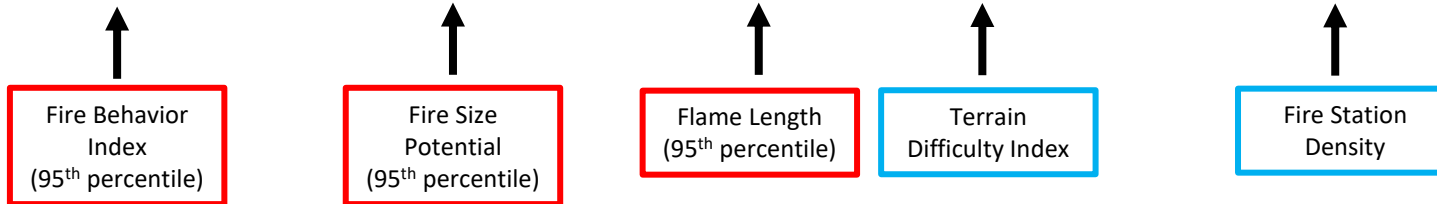
## WRRM Risk Score Calculation

Example Calculation: Segment FID 83334

Terrain-Driven Score:



$$terrainscore = (0.21 * 0.77099) + (0.21 * 0.74099) + (0.21 * 0.2) + (0.26 * 0.5) + (0.11 * (1 - 0.71226)) = 0.52$$



Risk Associated with Ignition Location (RAIL) Component

Risk Associated with Value Exposure (RAVE) Component

$$(Variable\ 1 * Weight; \% ) + (Variable\ 2 * Weight; \% ).. + (Variable\ 1 * Weight; \% ) + (Variable\ 2 * Weight; \% )..$$

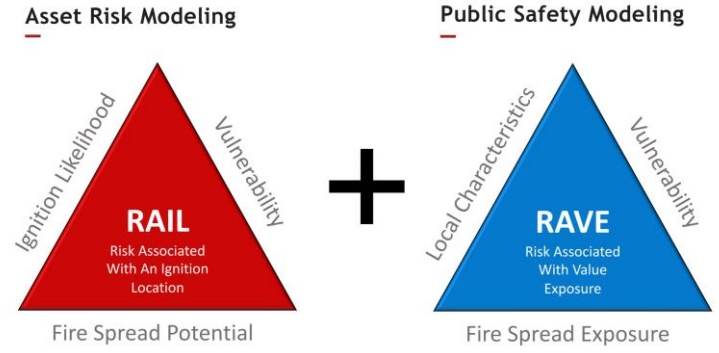
\* Note: Values are scaled between 0 and 1.



**Final Score**

# WRRM Risk Score Calculation

Example Calculation: Segment FID 83334



## Final Composite Score:

- Next, we scale each of the scores to a 0-to-1 scale by dividing by the largest score across all circuit segments.
- The logic here is again to prevent one score from dominating the composite and to allow for comparison.

windscore = segment score / max segment score

$$0.40 / 0.67 = 0.60$$

terrainscore = segment score / max segment score

$$0.59 / 0.80 = 0.74$$

Final Composite Score:

$$windscore + terrainscore = 0.60 + 0.74 = 1.34$$

Composite = segment score / max segment score

$$1.34 / 1.58 = 0.85$$

\* Note: Values are scaled between 0 and 1.

RAIL	RAVE	Weight
------	------	--------